



Community and social service workers

This occupational group includes counselors, social workers, health educators, probation officers, correctional treatment specialists, community health workers, clergy, and directors of religious activities.

Cognitive and mental requirements

The qualifications that workers need to use judgement, make decisions, interact with others, and adapt to changes in jobs.

In 2024, work was controlled by people for 75.1 percent of community and social service workers, and work was self-paced for 21.9 percent.

Table 1. Percentage of community and social service workers with cognitive and mental requirements, 2024

Requirement	Yes	No
Adaptability: Work schedule variability	28.9	71.1
Pace: Pause control	77.5	22.5
Telework	28.0	72.0
Work review: Presence of supervisor	30.3	69.7
Work review: Supervising others	11.7	88.3
Working around crowds	<0.5	>99.5

Source: U.S. Bureau of Labor Statistics, Occupational Requirements Survey

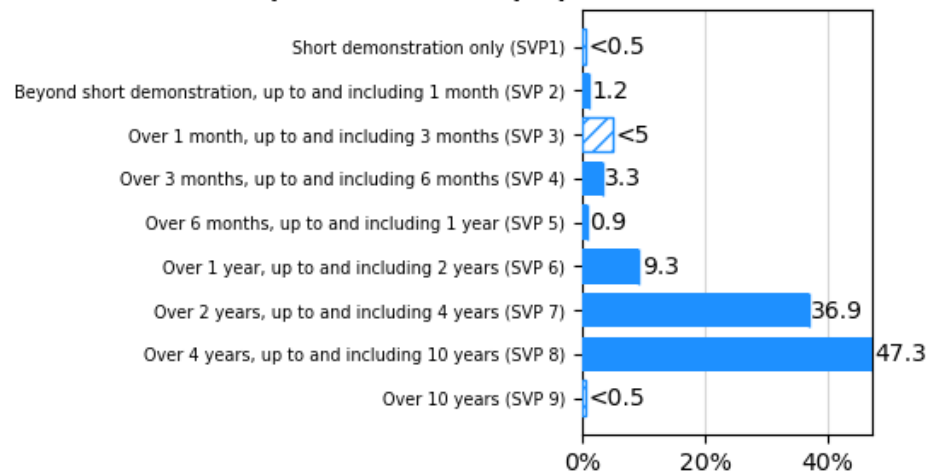
Education, training, and experience requirements

The minimum level of formal education required, credentials necessary, on-the-job training, and prior work experience necessary for average performance in jobs.

In 2024, credentials were required for 65.2 percent of community and social service workers. Prior work experience was required for 65.1 percent and on-the-job training was required for 75.6 percent.

A bachelor's degree was required for 33.6 percent of community and social service workers and a master's degree was required for 39.5 percent.

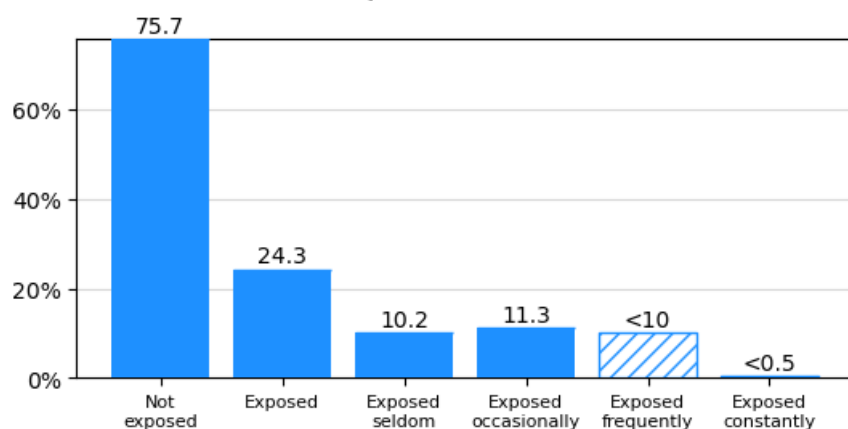
Chart 1. Percentage of community and social service workers by specific vocational preparation (SVP) level, 2024



Note: Striped bars represent range estimates where precise value is unpublished.

Source: U.S. Bureau of Labor Statistics, Occupational Requirements Survey

Chart 2. Percentage of community and social service workers with outdoor exposure and duration, 2024



Note: Striped bars represent range estimates where precise value is unpublished.
Source: U.S. Bureau of Labor Statistics, Occupational Requirements Survey

Environmental conditions

The various tangible or concrete hazards or difficulties that are in the vicinity of where jobs' critical tasks are performed.

In 2024, a quiet noise exposure was present for 20.0 percent of community and social service workers. Another 80.0 percent were exposed to moderate noise, less than 0.5 percent were exposed to loud noise, and less than 0.5 percent to very loud noise. Personal protective equipment (PPE) was used by less than 0.5 percent of workers to mitigate noise exposure, and was not used by greater than 99.5 percent.

Physical demands

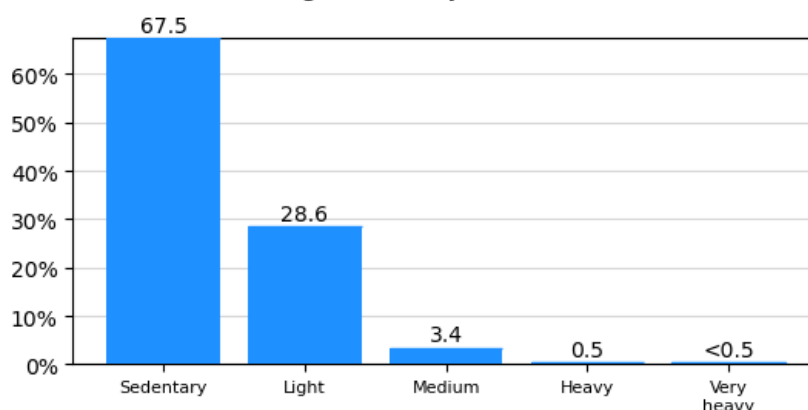
Refer to the physical activities required to perform tasks in jobs. The presence and, in some cases, duration of these activities are published.

In 2024, reaching at or below the shoulder was required for 25.3 percent of community and social service workers and was not required for 74.7 percent. For 8.4 percent of workers, reaching at or below the shoulder was seldom performed, for 16.5 percent reaching at or below the shoulder occurred occasionally, less than 0.5 percent frequently, and for less than 0.5 percent reaching at or below the shoulder occurred constantly.

Performing work in low postures was required for 15.5 percent of community and social service workers and was not required for 84.5 percent.

The choice to sit or stand when performing critical tasks was available to 73.7 percent of community and social service workers. On average, workers spent 76.3 percent of the workday sitting and 23.7 percent of the workday standing.

Chart 3. Percentage of community and social service workers by strength level requirements, 2024



Note: Striped bars represent range estimates where precise value is unpublished.
Source: U.S. Bureau of Labor Statistics, Occupational Requirements Survey

Table 2. Percentage of community and social service workers with physical demands, 2024

Requirement	Yes	No
Choice of sitting or standing	73.7	26.3
Climbing structure-related ramps or stairs	28.1	71.9
Driving	38.2	61.8

Source: U.S. Bureau of Labor Statistics, Occupational Requirements Survey