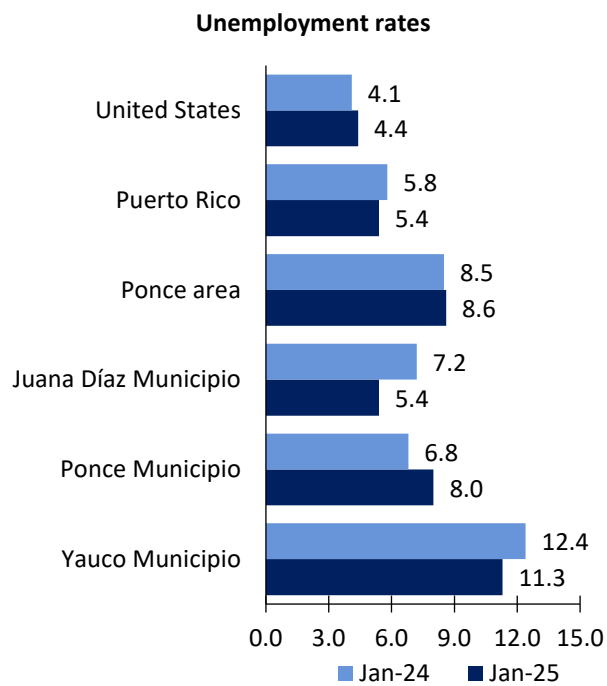


# Ponce Area Economic Summary

Updated March 21, 2025

This summary presents a sampling of economic information for the area; supplemental data are provided for regions and the nation. Subjects include **unemployment, employment, wages, prices, spending, and benefits**. All data are not seasonally adjusted and some may be subject to revision. Area definitions may differ by subject. For more area summaries and geographic definitions, see <https://www.bls.gov/regions/economic-summaries.htm>.

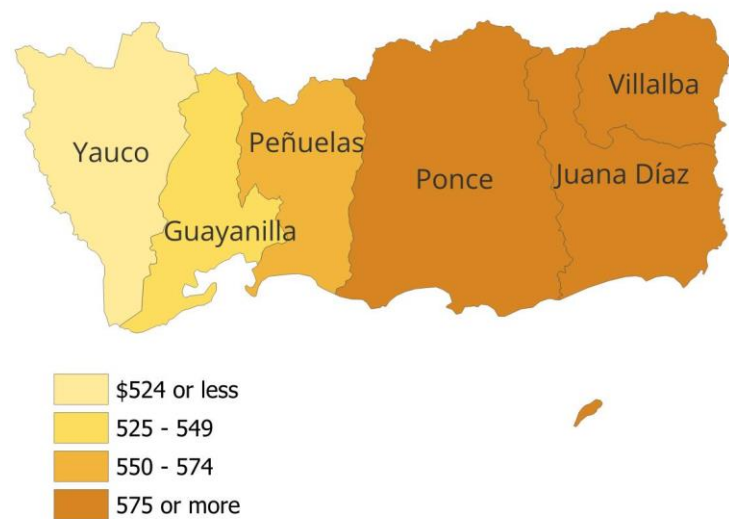
## Unemployment rates for the nation and selected areas



Source: U.S. BLS, Local Area Unemployment Statistics.

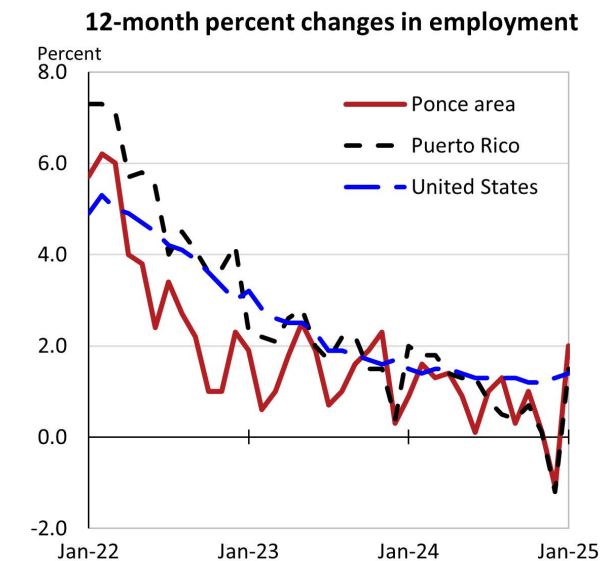
## Average weekly wages for all industries by county

**Ponce area, third quarter 2024**  
(U.S. = \$1,394; Area = \$579)



Source: U.S. BLS, Quarterly Census of Employment and Wages.

## Employment on nonfarm payrolls and employment by major industry sector, over-the-year changes



Source: U.S. BLS, Current Employment Statistics.

Ponce area employment (number in thousands)	Jan. 2025	Change from Jan. 2024 to Jan. 2025	
		Number	Percent
Total nonfarm	70.6	1.4	2.0
Mining, logging, and construction	2.3	0.1	4.5
Manufacturing	8.7	0.3	3.6
Trade, transportation, and utilities	13.8	0.2	1.5
Information	0.5	0.0	0.0
Financial activities	2.8	0.0	0.0
Professional and business services	-	-	-
Education and health services	11.7	0.4	3.5
Leisure and hospitality	7.5	0.5	7.1
Other services	-	-	-
Government	16.3	0.0	0.0