

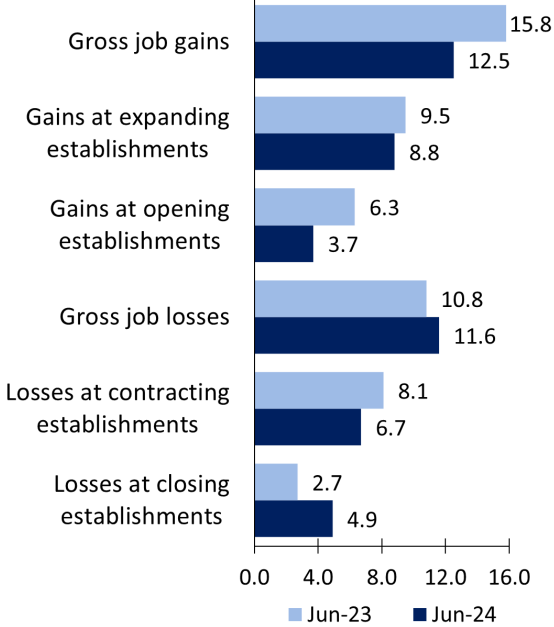
# U.S. Virgin Islands Economic Summary

Updated March 21, 2025

This summary presents a sampling of economic information for the area; supplemental data are provided for regions and the nation. Subjects include **unemployment, employment, wages, prices, spending, and benefits**. All data are not seasonally adjusted and some may be subject to revision. Area definitions may differ by subject. For more area summaries and geographic definitions, see <https://www.bls.gov/regions/economic-summaries.htm>.

## Establishment-level employment changes, by area

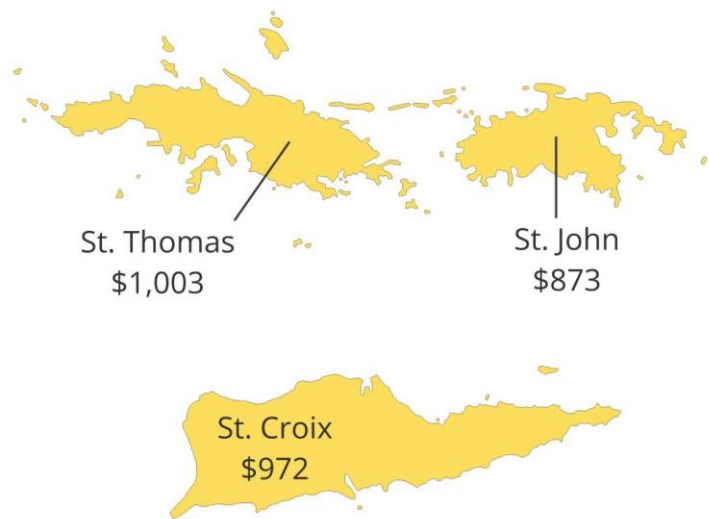
Annual rates of job gains and job losses, U.S. Virgin Islands



Source: U.S. BLS, Business Employment Dynamics.

## Average weekly wages for all industries by county

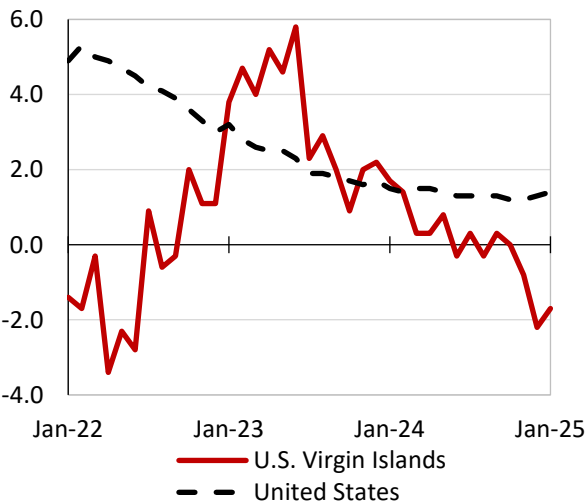
U.S. Virgin Islands, third quarter 2024  
(U.S. = \$1,394; Area = \$983)



Source: U.S. BLS, Quarterly Census of Employment and Wages.

## Employment on nonfarm payrolls and employment by major industry sector, over-the-year changes

12-month percent changes in employment



U.S. Virgin Islands employment (number in thousands)	Jan. 2025	Change from Jan. 2024 to Jan. 2025	
		Number	Percent
Total nonfarm	35.3	-0.6	-1.7
Mining, logging, and construction	2.2	0.1	4.8
Manufacturing	0.5	0.0	0.0
Trade, transportation, and utilities	7.1	0.0	0.0
Information	0.5	0.0	0.0
Financial activities	1.7	0.0	0.0
Professional and business services	2.7	-0.1	-3.6
Education and health services	2.4	0.0	0.0
Leisure and hospitality	6.8	-0.3	-4.2
Other services	0.9	0.0	0.0
Government	10.5	-0.3	-2.8

Source: U.S. BLS, Current Employment Statistics.

